

Novel Time Domain Spectral Phase Encoding/Decoding Technique for OCDMA Application

Xu Wang, *Senior Member, IEEE*

Joint Research Institute for Integrated Systems, School of Engineering and Physical Sciences
Heriot-Watt University, Riccarton, Edinburgh, EH14 4AS, UK

Tel: (44) 131-451-3775, Fax: (44) 131-451-4155, e-mail: x.wang@hw.ac.uk

ABSTRACT

We proposed and demonstrated a novel time domain spectral phase encoding/decoding scheme by time domain stretching and high speed phase modulating short optical pulses. 16 chips, 40 GHz/chip optical codes have been generated and recognized successfully using long chirped fibre Bragg grating (LCFBG) as dispersive components, respectively. Transmission experiments have been carried out successfully with 2.5 Gbps over up to 50 km SMF.

Keywords: Fibre optics and optical communications; Phase modulation; Multiplexing; Pulse shaping; Encoding/decoding; Optical code division multiple access.

1. INTRODUCTION

In optical code division multiple access (OCDMA) system, many users share the same transmission medium by assigning unique pseudo-random optical code (OC) to each user. OCDMA is attractive for next generation broadband access networks due to its features of allowing fully asynchronous transmission with low latency access, soft capacity on demand, protocol transparency, simplified network management as well as increased flexibility of QoS control and enhanced confidentiality in the network [1~6].

Particularly, coherent OCDMA technique, where encoding and decoding are performed based on the phase and amplitude of optical field of the ultra-short optical pulses either in time domain or in spectral domain, is receiving much attention for the overall superior performance over incoherent OCDMA and the development of compact and reliable en/decoders (E/D) [7~15].

The coherent spectrally phase encoding time-spread (SPECTS) OCDMA system performs the en/decoding in spectral domain [8~12]. Figure 1 shows the working principle of the coherent SPECTS encoding/decoding scheme. In such a system, the encoding is done to the broad spectrum of the ultra-short optical pulse and different spectral component has different phase shift. The encoding results the spreading of the short pulse in time domain (time-spreading). The decoding is to give inverted phase changes to different spectral components by the proper decoder with a complementary phase shift pattern compared to encoder. Therefore, the auto-correlation for the proper code can recover the spectrum as well as the temporal shape of the original pulse, while the cross-correlation still spread in time similar as the encoded signals. The spectral phase encoding (SPE) scheme can also be applied in pulse shaping as well for applications such as high-repetition-rate pulse burst generation [19~20], RZ-to-NRZ converting [21] and etc. The SPECTS en/decoders include spatial lightwave phase modulator (SLPM) [9~10], high resolution phase encoder/decoder [8], micro-ring-resonator (MRR) [11] or monolithically integrated en/decoders including AWG and phase shifters [12]. Generally, in the SPECTS system, high spectral resolution is always desirable for the sake of the spectral efficiency [8]. As a limit, the resolution of each chip should equal to the mode spacing, or the repetition rate of the optical pulses [8, 21].

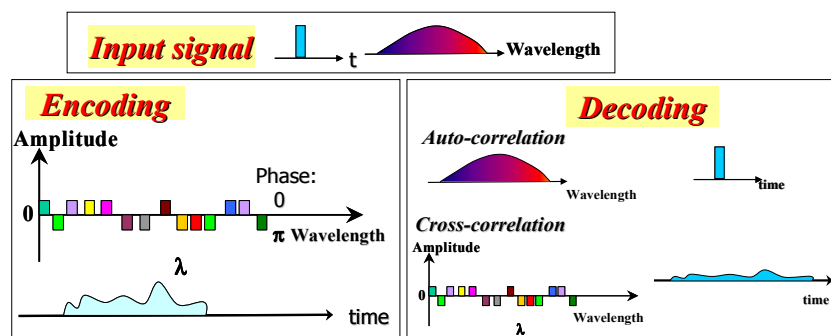


Figure 1. Working principles of coherent SPETS encoding/decoding.

Therefore, the wavelength stability requirement for laser source and encoder/decoder is very stringent, which appears an issue for this system. Another issue is the compatibility of the encoder/decoders with the fiber optic system because most of them are based on free-space optics. The third issue with this scheme is the relatively high loss with these encoder/decoders.

Recently, spectral shaping to be done in time domain by stretching short pulse with dispersive components has also been demonstrated [21-22]. This time domain spectral shaping technique can be much flexible and compatible with fiber optic system. Recently, we have proposed and demonstrated a novel reconfigurable time domain SPE scheme for coherent OCDMA application [24-26].

2. PROPOSED SPE SCHEME

Figure 2 shows schematic diagram of the proposed reconfigurable time domain SPE scheme. The pulse generator generates ultra-short optical pulses, which have broadband spectrum. The SPE section is composed of a pair of dispersive devices with opposite dispersion values ($-D$ and $+D$) and a high speed phase modulator (PM). The first dispersive device with dispersion value of $-D$ is to stretch the pulse in time domain, so that different spectral components of the signal spread at different positions in one bit duration. The PM is driven by OC patterns to modulate the phases of different spectral components. The second dispersive component with dispersion value of $+D$ (opposite to the first one) is to compress the encoded signal and generate SPE signal. The SPE signal generated in this way can be decoded by conventional spectral phase decoders generating auto-/cross-correlations for proper or improper OCs.

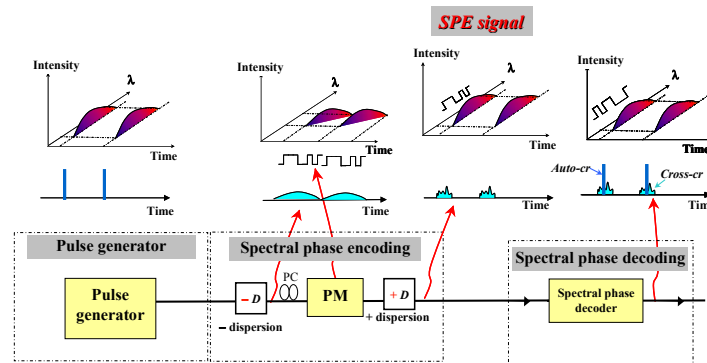


Figure 2. Proposed SPE scheme.

The dispersive components can use single mode fibers (SMF) and dispersion compensation fibers (DCF), or long chirped fiber Bragg gratings (LCFBG). Conventional high speed PM can generate OC at 40 Gchip/s chip-rate. The potential advantages of the proposed SPE scheme include: 1. Good flexibility. This scheme offers fast (bit-by-bit) OC reconfigurable capability, which is unique compared to conventional techniques. 2. Relaxed wavelength alignment requirement. The wavelength alignment for laser and encoder is done in time domain, the requirement is much lower compared to conventional schemes. 3. Simple configuration and good compatible with fiber optic system. This scheme can even be simplified by combining the SPE and data modulation with a single modulator. 4. Low loss and low cost. One probable issue of this scheme is that the data rate of the system is limited by the speed of the PM and the length of the OC. For a system with data-rate higher than 1 Gbps, the length of OC will have to be lower than 40-chip. But it should be enough for many OCDMA applications. The decoding section has the same configuration as the SPE but the phase modulator was driven by the complementary code OC [25].

3. ENCODING/DECODING EXPERIMENT WITH LCFBG

Figure 3 shows the experimental setup using LCFBG as the dispersive components. The 1.9 ps optical pulse trains with center wavelength of 1550.28 nm was generated by a mode locked laser diode (MLLD) at repetition rate of 10 GHz. An intensity modulator (IM) driven by a pseudo random bit sequence (PRBS) data was used to

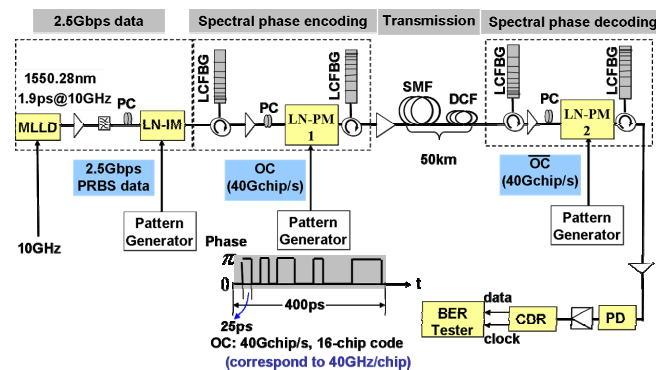


Figure 3. Experimental setup of the SPED scheme using LCFBG.

modulate the signal and generate 2.5 Gbps OOK data. A phase modulator driven by 16 chips, 25 ps/chip (40 Gchip/s) optical code patterns (corresponding to 16 chips, 40 GHz/chip spectral code patterns) then phase modulates the stretched optical pulse.

Five different optical codes OC1~OC5 patterns have been tested in the experiment: 111000100110101, 10101010101010, 1111000011110000, 11111111 00000000 and 1110101100100010. Figure 4 shows the spectrum (upper trace) and waveform (middle trace) of the encoded signal, and the waveform of the decoded signal (lower trace) for the five codes. The decoded signals exhibit well defined auto-correlation peak with pulse width of ~2.49 ps, 2.32 ps, 2.57 ps, 2.57 ps and 2.26 ps, respectively. The red lines in each figure of the lower trace are for the original input pulse. The broadening of the decoded pulse is negligible in the experiment which verifies the excellent decoding performance of the SPED scheme with LCFBG.

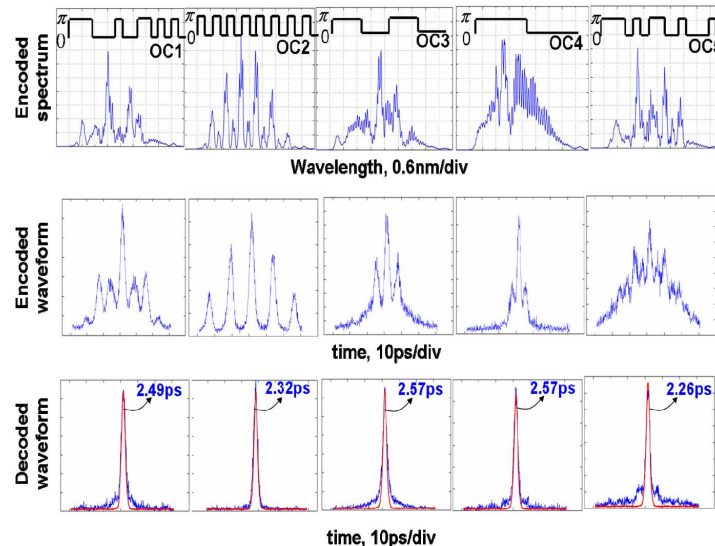


Figure 4. Encoded spectrum (upper), waveform (middle) and decoded waveform (lower) for five codes.

4. DATA TRANSMISSION EXPERIMENT

In the transmission experiment, 2.5 Gbps PRBS OOK data was generated by the intensity modulator before the SPE and transmitted over 50 km single mode fiber (SMF) and dispersion compensation fiber (DCF). The BER for the back-to-back (B-to-B) and transmission cases are shown in Figure 5. The BER performance for all the codes are almost identical. Error free transmission ($BER < 10^{-9}$) has been achieved for all the codes that demonstrate the feasibility of our proposed time domain SPED scheme using LCFBG for OCDMA application. The power penalty is about 0.6dBm after 50 km transmission comparing to B-to-B.

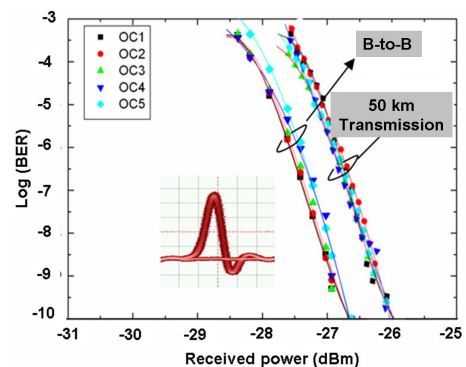


Figure 5. BER performance.

5. CONCLUSIONS

The proposed time domain SPED scheme uses LCFBG as the dispersive component as well as an optical filter to improve the coding and transmission performance. It is also very compact and compatible with the optical fiber system. In the experiment, 16 chips, 40 GHz/chip SPE optical codes have been generated and recognized correctly using the proposed scheme. 50 km error-free transmission for 2.5 Gbps PRBS OOK data has been successfully demonstrated. This scheme can be applied to OCDMA system to improve the flexibility and security.

REFERENCES

- [1] A. Stock and E. H. Sargent, "The role of optical CDMA in access networks", *IEEE Communication Magazine* 40, 83- 87 (2002).
- [2] K. Kitayama, X. Wang, and H. Sotobayashi, "State of the art and applications of optical code division multiple access (Invited)," in *Proc. ECOC'04*, (Stockholm, Sweden, 2004), Tu4.6.
- [3] X. Wang and K. Kitayama, "Analysis of beat noise in coherent and incoherent time-spreading OCDMA," *J. Lightwave Technol.* 22, 2226-2235, (2004).

- [4] T. H. Shake, "Confidentiality performance of spectral-phase-encoded optical CDMA", *J. Lightwave Technol.* 23, 1652-1663, (2005).
- [5] D. E. Leaird, Z. Jiang, and A. M. Weiner, "Experimental investigation of security issues in OCDMA: A code-switching scheme", *Electron. Lett.* 41, 817-819, (2005).
- [6] X. Wang, N. Wada, T. Miyazaki, and K. Kitayama, "Coherent OCDMA system using DPSK data format with balanced detection", *IEEE Photonic Technol. Lett.* 18, 826-828, (2006).
- [7] H. Sotobayashi, W. Chujo and K. Kitayama, "1.6-b/s/Hz 6.4-Tb/s QPSK-OCDM/WDM (4 OCDM \times 40 WDM \times 40 Gb/s) transmission experiment using optical hard thresholding", *IEEE Photon. Tech. Lett.* 14, 555-557 (2002).
- [8] S. Etemad *et al.*, "Spectrally efficient optical CDMA Using coherent phase-frequency coding", *IEEE Photonic Technol. Lett.* 17, 929-931, (2005).
- [9] Z. Jiang, D. Seo, S. Yang, D. E. Leaird, R. V. Roussev, C. Langrock, M. M. Fejer, and A. M. Weiner, "Four-user 10-Gb/s spectrally phase-coded O-CDMA system operating at ~ 30 fJ/bit", *IEEE Photonics Technol. Lett.*, 17, 705-707, (2005).
- [10] R. P. Scott *et al.*, "Demonstration of an error-free 4 \times 10 Gb/s multiuser SPECTS O-CDMA network testbed", *IEEE Photonics Technol. Lett.* 16, 2186-2188, (2004).
- [11] A. Agarwal, P. Toliver, R. Menendez, S. Etemad, J. Jackel, J. Young, T. Banwell, B. Little, S. Chu, J. Hryniewicz, W. Chen, W. Chen and P. Delfyett, "Fully-programmable ring resonator based integrated photonic circuit for phase coherent applications", in *Proc. OFC'05* (OSA, Anaheim, 2005), paper PDP 6.
- [12] J. Cao, R. G. Broeke, N. K. Fontaine, C. Ji, Y. Du, N. Chubun, K. Aihara, A.-V. Pham, F. Olsson, S. Lourdudoss, and S. J. B. Yoo "Demonstration of spectral phase O-CDMA encoding and decoding in monolithically integrated arrayed-waveguide-grating-based encoder", *IEEE Photonics Technol. Lett.* 18, 2602-2604, (2006).
- [13] P. C. Teh, P. Petropoulos, M. Ibsen and D. J. Richardson, "A comparative study of the performance of seven- and 63-chip optical code-division multiple-access encoders and decoders based on superstructured fiber Bragg gratings," *J. Lightwave Technol.* 19, 1352-1365 (2001).
- [14] X. Wang, K. Matsushima, A. Nishiki, N. Wada, F. Kubota, and K. Kitayama, "High performance optical code generation and recognition using 511-chip 640Gchip/s phase-shifted superstructured FBG", *Optics Lett.* 30, 355-357 (2005).
- [15] X. Wang, K. Matsushima, A. Nishiki, N. Wada, and K. Kitayama, "High reflectivity superstructured FBG for coherent optical code generation and recognition", *Optics Express* 12, 5457-5468, (2004).
- [16] G. Cincotti, "Design of optical full encoders/decoders for code-based photonic routers," *J. Lightwave Technol.* 22, 1642-1650, (2004).
- [17] X. Wang, N. Wada, T. Hamanaka, A. Nishiki and K. Kitayama, "10-user asynchronous OCDMA transmission experiment with 511-chip SSFBG and SC-based optical thresholder" in *Proc. Optical Fiber Communication Conference*, (OSA, Anaheim, 2005), postdeadline paper PDP 33.
- [18] X. Wang, N. Wada, T. Miyazaki, G. Cincotti and K. Kitayama, "Field trial of 3-WDM \times 10-OCDMA \times 10.71 Gbps, truly-asynchronous, WDM/DPSK -OCDMA Using hybrid E/D without FEC and optical threshold", in *Proc. OFC'06* (OSA, Anaheim, 2006), postdeadline paper PDP 44.
- [19] A. M. Wiener, "Femtosecond pulse shaping using spatial light modulators," *Rev. Sci. Instrum.* 71, 1929-1960, (2000).
- [20] N. Wada, F. Kutota, H. Watanabe, Y. Komai and K. Kodate, "160GHz to 20GHz variable rate RZ and CS-RZ pulse trains generation by using phase and attenuation tunable high-resolution AWG, and its application to photonic networks" in *Proc. CLEO/Europe*, Post-deadline, CEP-8-THU, (2003).
- [21] Z. Jiang, D. E. Leaird and A. M. Wiener, "Width and wavelength-tunable optical RZ pulse generation and RZ-to-NRZ format conversion at 10 GHz using spectral line-by-line control", *IEEE Photonic Technol. Lett.* 17, 2733-2735, (2005).
- [22] P. C. Chou, H. A. Haus and J. F. Brennan III, "Reconfigurable time-domain spectral shaping of an optical pulse stretched by a fiber Bragg grating", *Optics Letters* 25, 524-526, (2000).
- [23] J. Azaba, N. K. Berger, and B. Fischer, "Reconfigurable generation of high-repetition-rate optical pulse sequences based on time-domain phase-only filtering", *Optics Letters* 30, 3228-3230, (2005).
- [24] X. Wang and N. Wada., "Spectral phase encoding of ultra-short optical pulse in time domain for OCDMA application", *Optics Express* 15(12):7319-7326 (2007).
- [25] X. Wang and N. Wada "Reconfigurable time domain spectral phase encoding/decoding scheme using fibre Bragg gratings for two-dimensional coherent OCDMA", in *Proc. ECOC'08*, P.3.11, Brussels, Belgium, Sept. 2008.
- [26] Z. Gao, X. Wang, N. Kataoka and N. Wada, "Demonstration of time-domain spectral phase encoding/DPSK data modulation using single phase modulator", to be presented in *LEOS Summer Topical 2009*, Newport, CA, USA, 2009.